

Anchor[®]

Botanical Sunflower



15 m
Embroidery
Thread



100% Linen
Lin • Linnen • Lino • Linho
Linnen • Len • Keten

AnchorCrafts.com

   @anchorcrafting



Designed by Anchor Studio

Design No.: AE20002

MEZ Needlecraft GmbH, 2024. All Rights Reserved.



AE20002 Botanical Sunflower

Anchor Linen Art. No 4678000 - #(Colour n°)

1 x # 00003; # 00004; # 00005, # 00009, # 00010, # 00011,
00012, # 00014, # 00023, # 00026, # 00027, # 00028,

N°24 Tapestry needle

Cross Stitch



Intermediate



Botanical Sunflower Cross Stitch “25 x 14cm”

MATERIAL USED

14# White Aida

STITCHES USED

Cross Stitch
Back Stitch



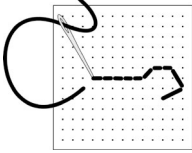
















INSTRUCTIONS

Iron the fabric lightly to take out any creases.

During stitching we recommend the use of a frame or embroidery hoop to keep an even tension on your fabric.

To begin stitching select your first colour and cut a piece of thread to no more than 35-40cm in length. Anchor Linen thread is spun without any extra mercerization processes; keeping a natural finish. As the yarn retains the natural feel of linen you may find this a little more rustic and textured, much like linen fabric can be. Stitching with a slightly shorter piece of thread means it is easier to stitch with and reduces the likelihood of the thread becoming tangled. Anchor Linen is made up of six individual strands. Separate the number of strands needed as indicated.

We advise that you work stitches of the same colour close together and do not move to areas that are more than 2.5cm away as this makes subsequent stitching difficult and the thread may show through.

CROSS STITCH		BACK STITCH	
			
	x 3		x 2
	3		4
	4		28
	5		
	9		
	10		
	11		
	12		
	14		
	23		
	26		
	27		
	28		

