

Anchor[®]



Adorable
floral bag



AnchorCrafts.com

   @anchorcrafting

Designed by Natalie Spiteri

Design No.: 0022440-AC50005-AD

Mez Needlecraft GmbH, 2023. All Rights Reserved.



Anchor Cotton 'n' Wool 50g art. N° 4670004 - *(colour n°)

Intermediate



42 x 32 cm

4x *01332, 1x *00249, 1x *00326, 1x *00920, 1x *00410, 1x *00893,
1x *00078, 1x *00188, 1x *00254

N° 3



N° 18

Adorable floral bag

PATTERN

BODY:

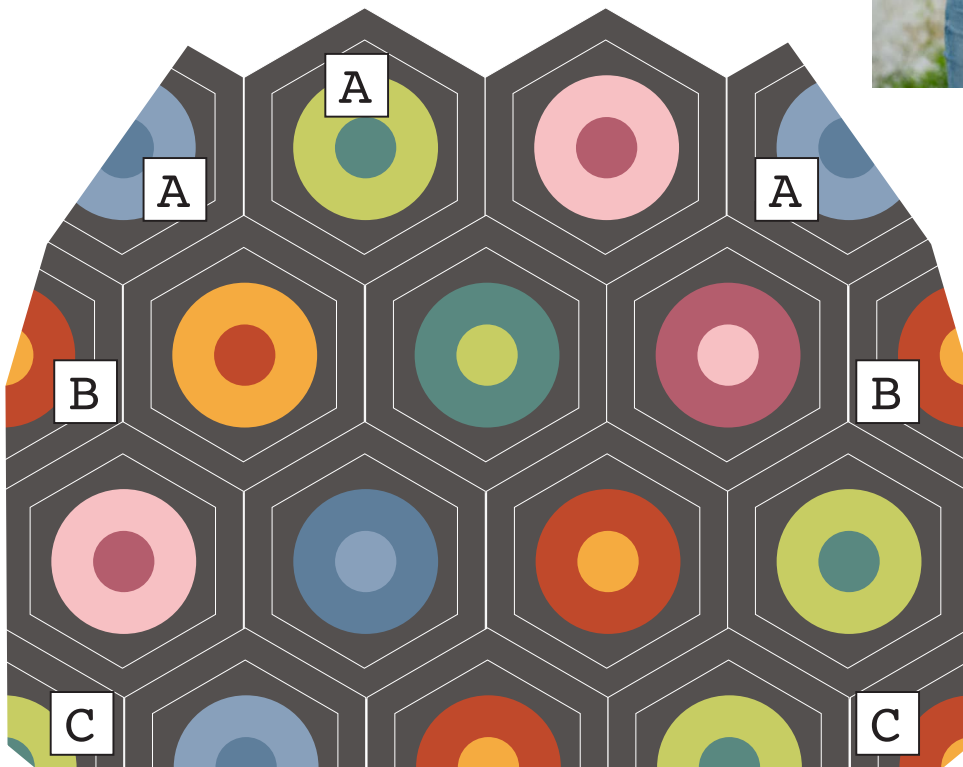
Crochet the hexagons following the charts and colour scheme and sew them together.

MAKING UP

Crochet a double crochet row in the top of the bag using colour 01332.
Cut the lining of the bag out of the cotton fabric, leaving 1 cm for the seams. Make the seams and sew the cover to the bag.
Using colour 01332 and double crochet, make two 45 cm long handles.
Sew the handles inside the bag.

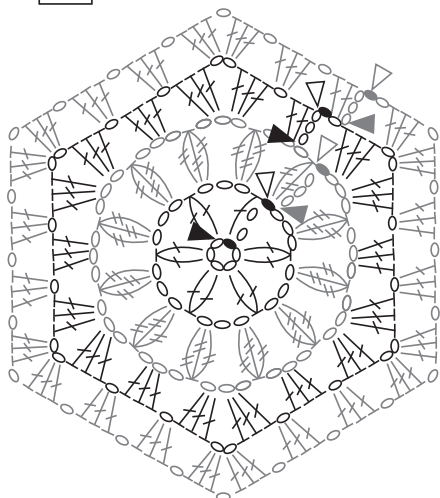


COLOUR SCHEME



- *01332
- *00249
- *00326
- *00920
- *00410
- *00893
- *00078
- *00188
- *00254

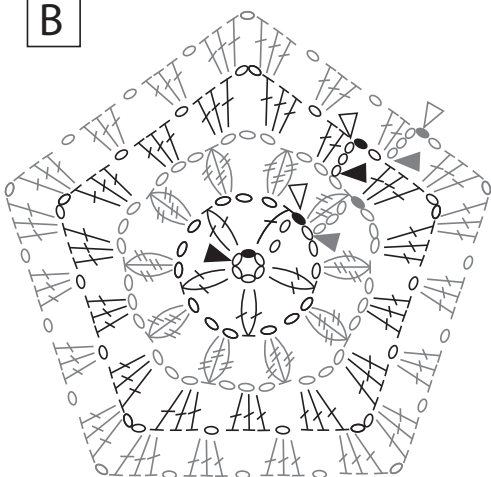
A



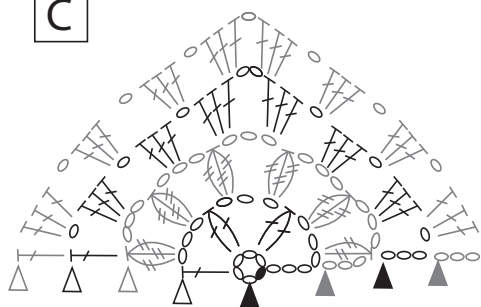
KEY TO CROCHET SYMBOLS

- ▶ Begin
- ▷ End
- ch = chain(s)
- slst = slip stitch(s)
- × dc = double crochet(s)
- ┆ Half treble
- ┆ treble (= tr)
- ┆ double treble (= dtr)
- ┆ triple treble

B



C



WASHING ADVICE

- Always wash in as warm a water temperature as possible - up to the temperature recommended, with a short spin. Use a lot of water if hand washing. For darker colours we recommend the use of discolouration sheets.
- Do not bleach.
- Do not tumble dry. Drip-dry on a horizontal surface.
- Iron at a medium temperature using a damp cloth.
- Professional dry cleaning in tetrachloroethylene.
- Do not use optical brighteners (or any detergent containing optical brighteners).